




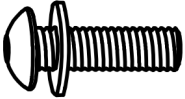


SAVE THESE INSTRUCTIONS

RIDGE CREST FARMHOUSE MET

STYLE #: 01SRRSE50KDPK

ASSEMBLE ON A FLAT, PROTECTED SURFACE.

PHILLIPS HEAD SCREWDRIVER NEEDED FOR ASSEMBLY; NOT INCLUDED. (IF APPLICABLE)

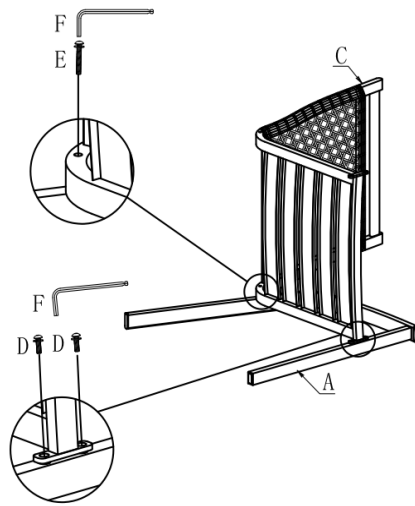
PART LIST	FIGURE	QUANTITY	DESCRIPTION
A		1 PC	LEFT ARM
B		1 PC	RIGHT ARM
C		1 PC	SEAT
D		4PCS+1 PC	SMALL WASHER+BOLT(M6*20)
E		2PCS+1 PC	LARGE WASHER+BOLT(M6*45)
F		1 PC	ALLEN WRENCH

RIDGE CREST FARMHOUSE MET
STYLE #: 01SRRSE50KDPK

STEP 1

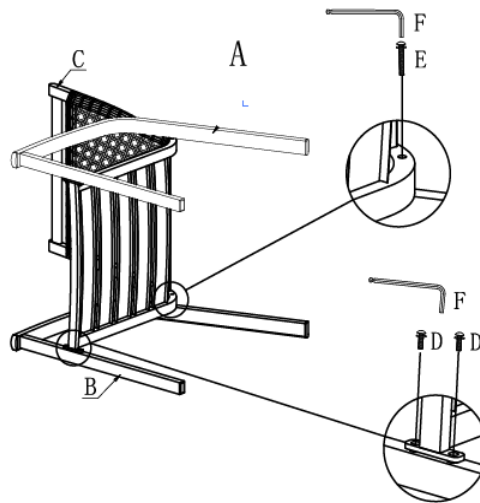
A. PLACE LEFT ARM (A) AND SEAT(B) UPSIDE DOWN ON A FLAT, PROTECTED SURFACE.

B. ATTACH SEAT (C) TO LEFT ARM (A) USING SMALL WASHER AND BOLT (D) AND LARGE WASHER AND BOLT(E). LOOSELY TIGHTEN WITH ALLEN WRENCH (F).



STEP 2


A. ATTACH SEAT (C) TO RIGHT ARM (B) USING SMALL WASHER AND BOLT (D) AND LARGE WASHER AND BOLT(E). LOOSELY TIGHTEN WITH ALLEN WRENCH (F)



STEP 3

A. . ROTATE TABLE TO UPRIGHT POSITION.

B. ASSEMBLY IS COMPLETE.



RIDGE CREST FARMHOUSE MET(CONTINUED)

STYLE #: 01SRRSE50KDPK

** WE RECOMMEND THAT YOU SAVE THE ALLEN WRENCH (G) AND PERIODICALLY TIGHTEN ALL BOLTS.

WEIGHT LIMIT

300 LBS

CARE AND CLEANING

IN ORDER TO PROLONG THE LIFE OF YOUR TABLE, PLEASE STORE IN DRY SHELTERED PLACE WHEN NOT IN USE OR DURING INCLEMENT WEATHER.

WARRANTY

1 YEAR LIMITED WARRANTY FOR FRAME.

CUSTOMER SERVICE: PLEASE NOTE - DO NOT RETURN THIS ITEM TO THE RETAILER.

CUSTOMER SERVICE HOT LINE: 1-866-905-4107

SERVICE HOURS: 11:30 A. M. to 8:00 P. M. EASTERN STANDARD TIME /8:30 A. M. to 5:00 P. M. PACIFIC STANDARD TIME

WEBSITE: WWW.YOTRIOINT.COM

TO ASSIST YOU BETTER, PLEASE GATHER THE FOLLOWING INFORMATION BEFORE CALLING CUSTOMER SERVICE: PRODUCT NAME AND STYLE NUMBER, DESCRIPTION AND OR IMAGES OF THE ISSUE, ORIGINAL STORE PURCHASE RECEIPT.