


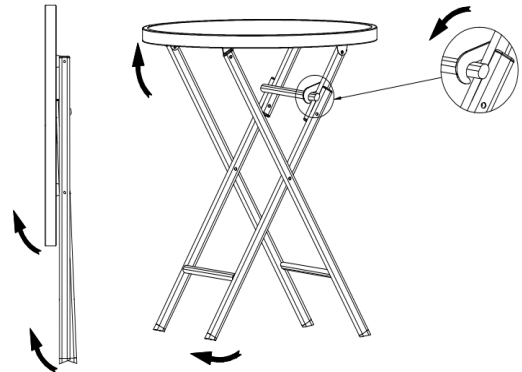
SAVE THESE INSTRUCTIONS
CORONADO FOLDING BISTRO TABLE USER INSTRUCTIONS

PART LIST	FIGURE	QUANTITY	DESCRIPTION
A		1 PC	FOLDING TABLE

STEP 1

A. TO OPEN - PULL THE BOTTOM OF THE TABLE UP AND EXTEND LEGS.

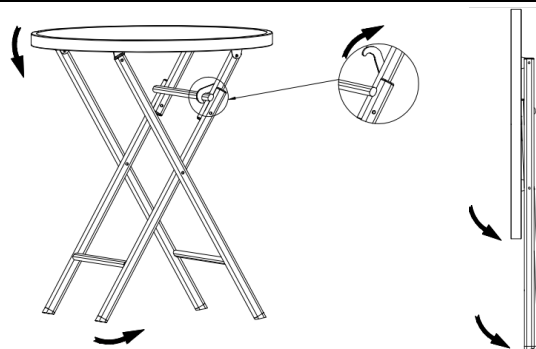
B. SECURE THE TABLE INTO OPEN POSITION BY TURNING THE LATCH MECHANISM UNTIL IT LATCHES ONTO THE TOP OF THE TABLE LEG.



STEP 2

A. TO CLOSE - ROTATE THE LATCH MECHANISM TO UNLOCK TABLE TOP.

B. PUSH THE EDGE OF THE TABLE DOWN WHILE CLOSING THE LEGS.



WEIGHT LIMIT

100 LBS

CARE AND CLEANING

WIPE CLEAN WITH A MILD SOAP AND WATER SOLUTION, RINSE WITH CLEAN WATER, AND DRY THOROUGHLY. DO NOT SIT, STAND, OR CLIMB ON THE TABLE.

IN ORDER TO PROLONG THE LIFE OF YOUR TABLE, PLEASE STORE IN DRY SHELTERED PLACE WHEN NOT IN USE OR DURING INCLEMENT WEATHER.

WARRANTY

1 YEAR LIMITED WARRANTY FOR FRAME.

CUSTOMER SERVICE: PLEASE NOTE - DO NOT RETURN THIS ITEM TO THE RETAILER.

CUSTOMER SERVICE HOT LINE: 1-866-905-4107

WEBSITE: WWW.YOTRIOINT.COM

TO ASSIST YOU BETTER, PLEASE GATHER THE FOLLOWING INFORMATION BEFORE CALLING CUSTOMER SERVICE: PRODUCT NAME AND STYLE NUMBER, DESCRIPTION AND OR IMAGES OF THE ISSUE, ORIGINAL STORE PURCHASE RECEIPT.