

**DO NOT RETURN TO RETAILER**

IF YOU HAVE ANY QUESTIONS OR CONCERNS  
PLEASE VISIT OUR WEBSITE AT:

**[www.yotrioint.com](http://www.yotrioint.com)**

OR TOLL FREE AT:

**1-866-905-4107**

MONDAY-FRIDAY 8:30 AM TO 5:00 PM PACIFIC TIME /  
11:30 AM TO 8:00 PM EASTERN TIME

**Warranty**

**1 YEAR FRAME AND 1 YEAR FABRIC LIMITED WARRANTY**

**WHAT IS COVERED**

We warrant the frames to be free of manufacturing defects to the original purchaser for one year, and a one year limited warranty for the fabric.

**WHAT IS NOT COVERED**

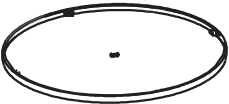
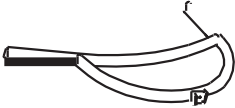



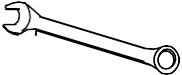
It remains the customer's responsibility for freight and packaging charges to and from our service center. This warranty does not cover commercial use, hardware, acts of nature, fire, freezing and abusive use. In addition, purchased parts are not covered under this warranty. We reserve the right to make substitutions with similar merchandise, if the model in question is no longer in production.

**⚠ WARNING**

For your own safety, and to reduce the risk of serious personal injury, the user must read and understand this Use and Care Guide, and assemble each piece only in accordance with these instructions and with the parts and hardware included with the original packaging.

Failure to follow instructions and/or use of tools or hardware not included in the original packaging may lead to improper assembly and/or risk of serious personal injury.

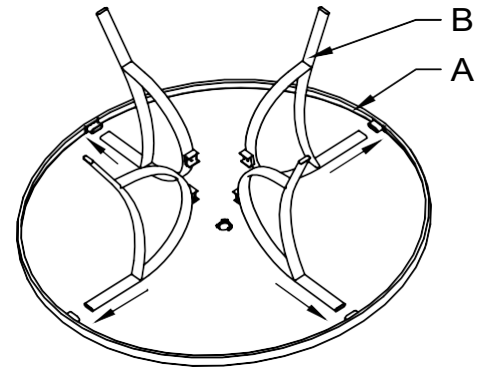
# PARTS LIST

PART	QTY	PICTURE	DESCRIPTION
A	1 PC		TABLE TOP
B	4 PCS		TABLE LEG
C	1 PC		LEG CONNECTOR
D	8 PCS		BOLT (M6*22)
E	8 PCS		WASHER
F	1 PC		WRENCH

# Assembly:

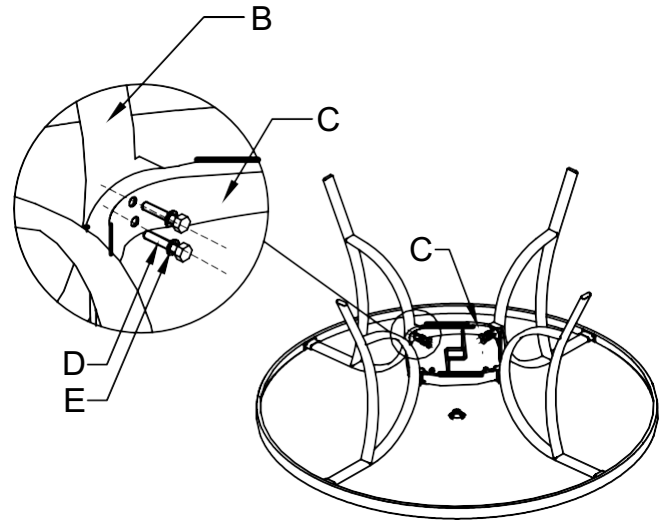
## STEP 1

- A. PLACE TABLE TOP (A) UPSIDE DOWN ON A SOFT, PROTECTED SURFACE.
- B. PUT TABLE LEGS (B) INTO THE PLASTIC PARTS OF TABLE FRAME.




## STEP 2

- A. CONNECT LEG CONNECTOR (C) WITH TABLE LEGS (B) BY USING BOLT (M6\*22) (D) AND WASHER (E).
- B. COMPLETELY TIGHTEN ALL BOLTS WITH WRENCH (F).



## STEP 3

- A. ROTATE THE TABLE TO THE UPRIGHT POSITION.
- B. ENSURE ALL CONNECTIONS ARE SECURE BEFORE USE.



## WARNING

**THE WEIGHT LIMIT FOR THIS TABLE IS 200 LBS (90 KG). ANY USE BY AN INDIVIDUAL WEIGHING MORE THAN 200 LBS (90KG) MAY LEAD TO TABLE IMBALANCE AND/OR TIPPING, AND RISK OF SERIOUS PERSONAL INJURY**

## CARE AND CLEANING

FRAME: WIPE CLEAN WITH A MILD SOAP AND WATER SOLUTION, RINSE WITH CLEAN WATER, AND DRY THOROUGHLY.

IN ORDER TO PROLONG THE LIFE OF YOUR TABLE, PLEASE STORE IN DRY SHELTERED PLACE WHEN NOT IN USE OR DURING INCLEMENT WEATHER.