

Item #140 850
FDS50066C-ST

HAMPTON BAY[®]

USE AND CARE GUIDE

8PC SLING FOLDING DINING SET - UMBRELLA



Questions, problems, missing parts? Before returning to the store,
call Hampton Bay Customer Service
8 a.m. - 7 p.m., EST, Monday – Friday, 9 a.m. – 6 p.m., EST, Saturday

01-800-00-46633

HOMEDEPOT.COM.MX

THANK YOU


We appreciate the trust and confidence you have placed in Hampton Bay through the purchase of this umbrella. We strive to continually create quality products designed to enhance your home. Visit us online to see our full line of products available for your home improvement needs. Thank you for choosing Hampton Bay!


Table of Contents

Table of Contents	2	Pre-Assembly	3
Important Safety Instructions	2	Planning Assembly	3
Save These Instructions	2	Package Contents	4
Read All Instructions Before Use	2	Assembly	5
Warranty	3	Operation	6
What is covered	3	Care and Cleaning	7
What is not covered	3		

Important Safety Instructions

SAVE THESE INSTRUCTIONS


 **WARNING:** THIS UMBRELLA WAS MADE FOR THE EXPLICIT PURPOSE OF PROVIDING OUTDOOR FUNCTIONS AND IS NOT TO BE USED AS A TOY. THIS PRODUCT IS INTENDED FOR NORMAL OUTDOOR USE; HOWEVER, THE MANUFACTURER RECOMMENDS STORING AND/OR COVERING THIS PRODUCT WHEN ANY FORMIDABLE/SEVERE WEATHER IS APPROACHING.


 **WARNING:** DO NOT LOCATE THIS PRODUCT NEAR OPEN FLAMES. DO NOT USE THIS PRODUCT AS A SUPPORT. DO NOT SHAKE, LEAN OR CLIMB ON THE PRODUCT. CHILDREN UNDER THE AGE OF 10, NEAR THE PRODUCT, SHOULD BE SUPERVISED BY A COMPETENT ADULT AT ALL TIMES. THIS PRODUCT IS NOT INTENDED FOR COMMERCIAL USE AND WILL VOID THE WARRANTY.


READ ALL INSTRUCTIONS BEFORE USE


To reduce the risk of injury to persons:

1. Close supervision is necessary when this furnishing is used by or near children, or disabled persons, if applicable.
2. Use this furnishing only for its intended use as described in these instructions. Do not use attachments not recommended by the manufacturer.
3. Do not move the umbrella while it in use. Failure to obey this caution could result in injury.

 **CAUTION:** Never use the umbrella in high wind conditions. Damage to the umbrella can occur.

 **CAUTION:** Keep all flame and heat sources away from this product at all times.

 **WARNING:** Please keep children out of the assembly area before assembly.

 **WARNING:** This umbrella unit is heavy, and may require two adults for safe assembly.

Warranty

1 YEAR FRAME AND 1 YEAR FABRIC LIMITED WARRANTY

WHAT IS COVERED

We warrant the frames to be free of manufacturing defects to the original purchaser for one year, and a one year limited warranty for the fabric.

WHAT IS NOT COVERED

It remains the customer's responsibility for freight and packaging charges to and from our service center. This warranty does not cover commercial use, hardware, acts of nature, fire, freezing and abusive use. In addition, purchased parts are not covered under this warranty. We reserve the right to make substitutions with similar merchandise, if the model in question is no longer in production.

Contact the Customer Service Team at 01-800-00-46633 or visit www.HOMEDEPOT.com.mx

Pre-assembly

PLANNING ASSEMBLY

Read all instructions before assembly.

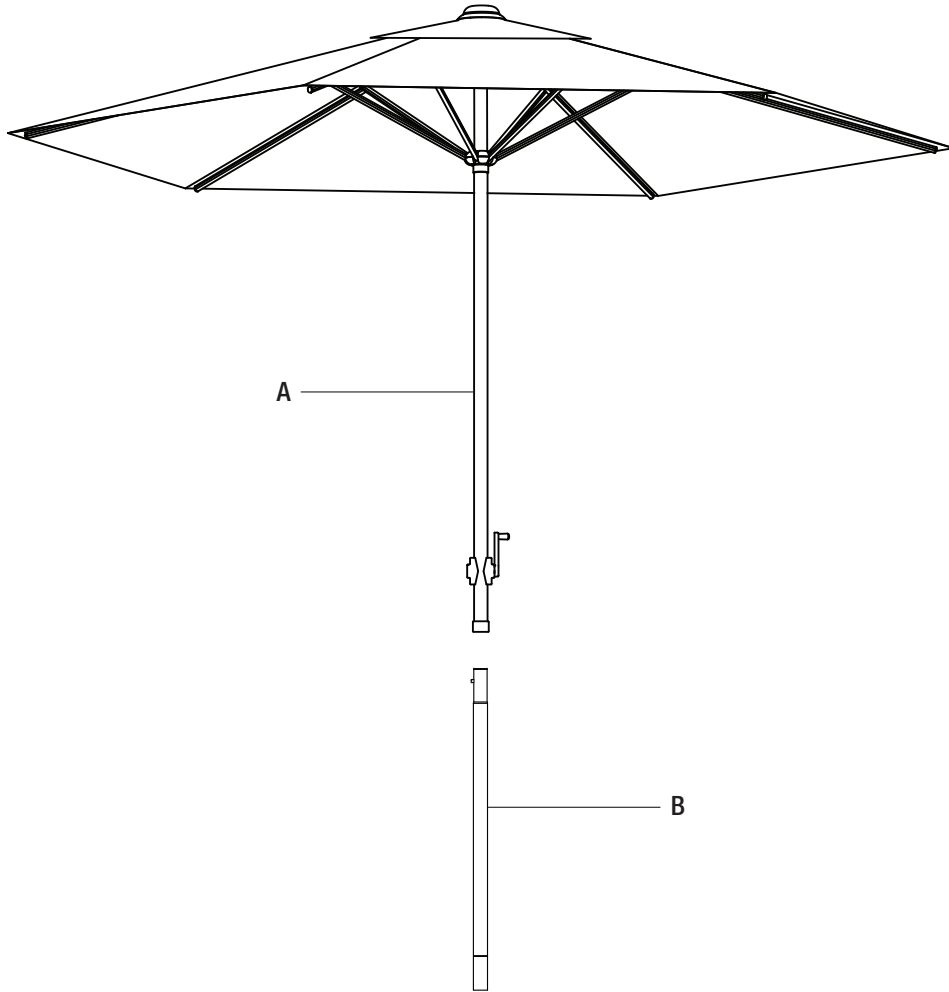
To avoid damaging this product, assemble it on a soft, non-abrasive surface such as carpet or cardboard.



NOTE: More than one person may be required to assemble this product.

Pre-Assembly (continued)

PACKAGE CONTENTS

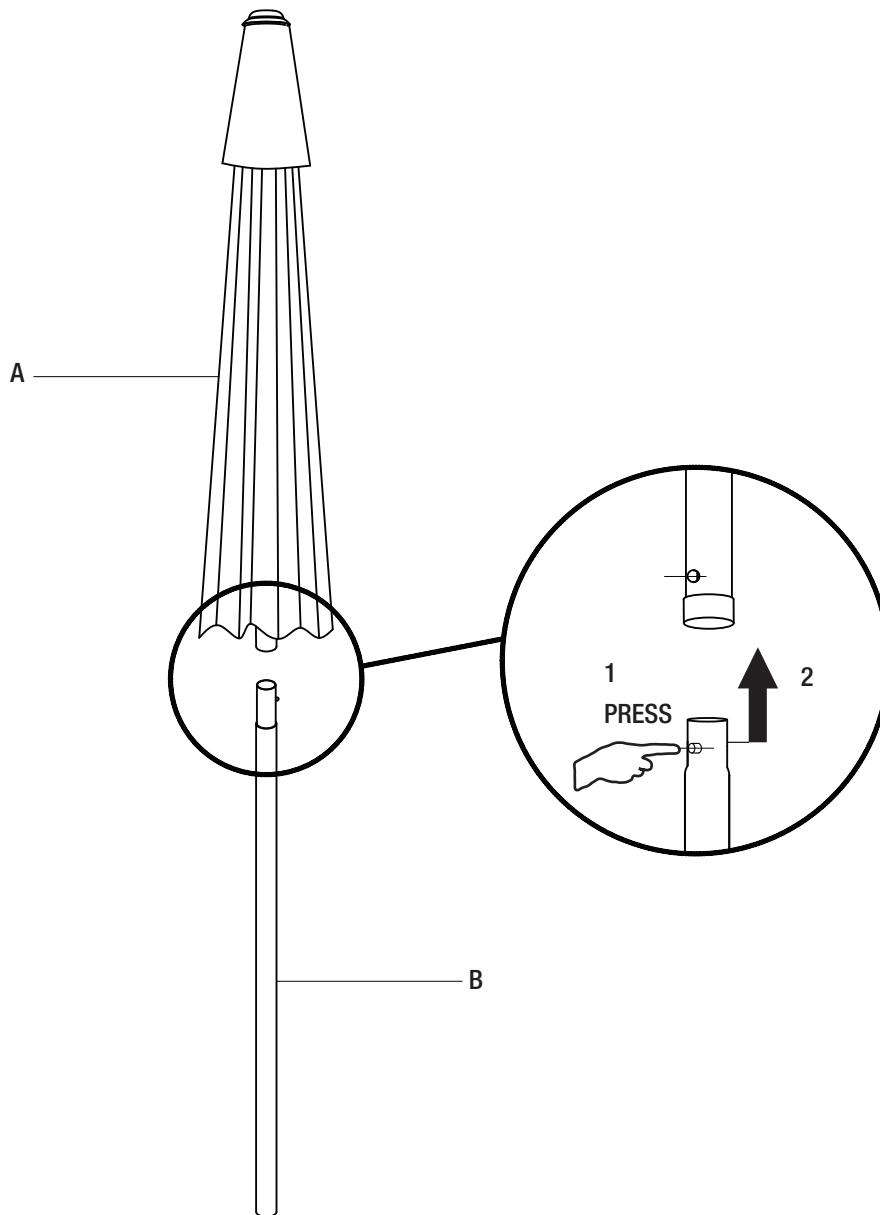


Part	Description	Quantity
A	Umbrella Shade	1
B	Umbrella Pole	1

Assembly

1 Assembling The Umbrella Shade To The Umbrella Pole

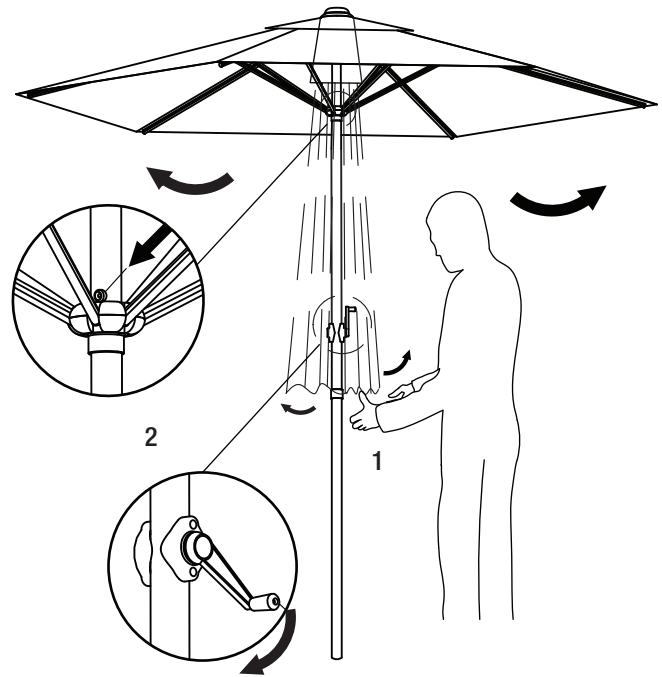
- Place the umbrella shade (A) over the umbrella pole (B). Press the tab on the umbrella pole (B) while you slide the umbrella pole (B) into the umbrella shade (A) until the two pieces snap into place.



Operation

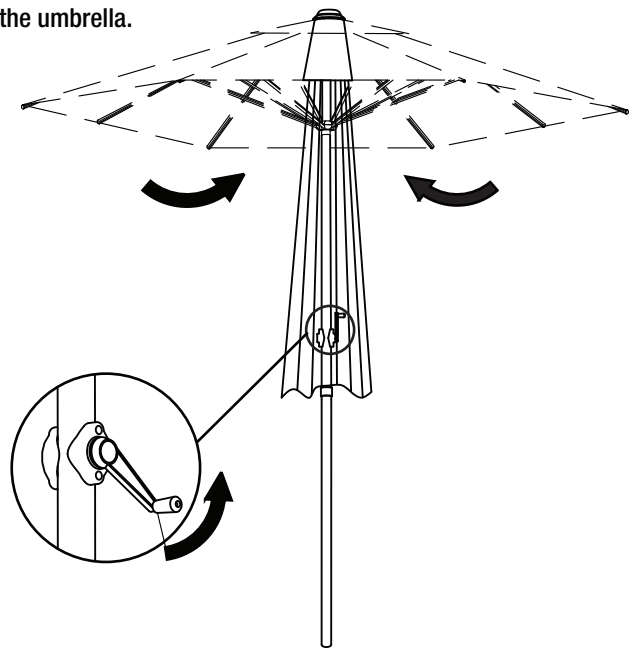
1 Opening The Umbrella

- Shake the umbrella fabric before opening the umbrella.
- Slowly turn the crank clockwise to open the umbrella.



2 Closing The Umbrella

- Slowly turn the crank in a counterclockwise direction to close the umbrella.



Care and Cleaning

- For best results, clean the pole with a damp cloth and dry thoroughly. This will help prevent mildew by removing dirt particles that may accumulate.
- Do not clean with abrasive materials, bleach or solvents.
- Clean the umbrella fabric with a mild soap and water mixture. Rinse thoroughly with clean water and allow fabric to air dry completely.
- Always keep the umbrella closed when it is not in use.
- Keep the umbrella out of fire, extreme heat, freezing conditions, and inclement weather as rain, hail, sleet, snow, or wind.

HAMPTON BAY[®]

Questions, problems, missing parts? Before returning to the store,
call Hampton Bay Customer Service.
8 a.m. - 7 p.m., EST, Monday - Friday, 9 a.m. - 6 p.m., EST, Saturday

01-800-00-46633

HOMEDEPOT.COM.MX

Retain this manual for future use.

IMPORTER: SERVICES HOME DEPOT S. DE R.L. DE C.V.
Ricardo Margain 605, Col. Santa Engracia, San Pedro Garza García,
Nuevo León, México C.P. 66267 TELEPHONE: 01800-00-46633