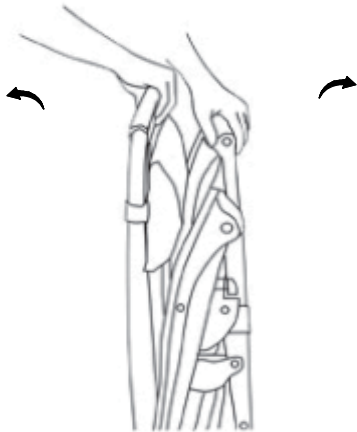


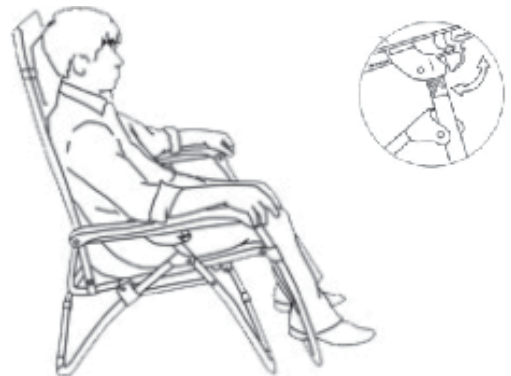
# Walmart Assembly Instruction

## Zero Gravity Lounger

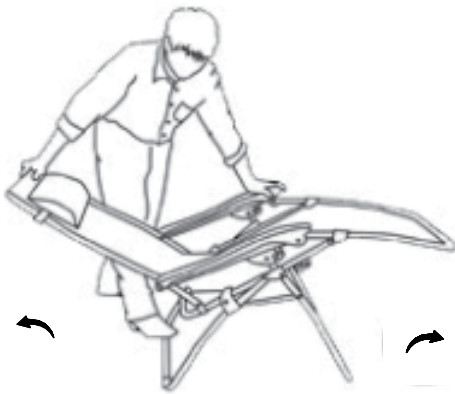
Stock# MS10-303-001-01



Gently pull the chair backrest away from the seat base to open the lounger.



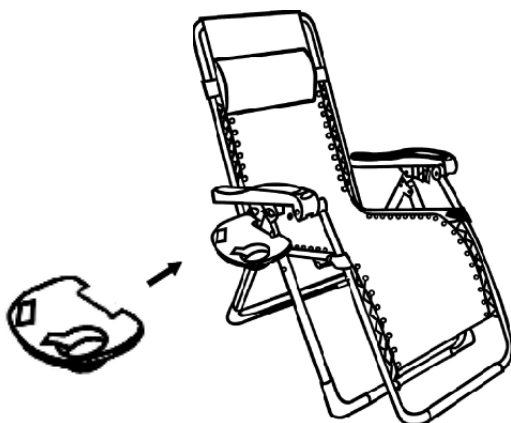
Adjust desired upright seating position by using the lock mechanism.



Slowly pull lounger down to its fully opened position and adjust backrest to desired position.



Use the lock mechanism for the reclining position to come back to an upright position.



To attach cup holder simply slide over legs (as seen on picture) and push down to set in place.  
Remove tray before folding chair.